




Teacher's Resources



PLOT SUMMARY

What's that noise?

CLAP CLAP CLAP CLAP CLAP.

It's for elephant. He has a special cake.

What's that noise?

OINK! BUMP! YEURGH!

Oh no! That's the sound of a dizzy pig in speedos bumping into an elephant holding a cake...

Oh No! is a clever circular story that will keep readers guessing with each turn of the page.

RECOMMENDED FOR

(ages 3+; preschool/lower primary)

CONTENTS

1. Plot summary 1
2. About the author 2
3. Author's inspiration 2
4. Pre-reading questions 2
5. Writing style 2-3
6. Visual literacy 3
7. Further reading 4
8. Order form 5

KEY CURRICULUM AREAS

- Learning areas: English, Visual Arts • General capabilities: Literacy; Critical and creative thinking;
- Visual Literacy

REASONS FOR STUDYING THIS BOOK

- A funny interactive new picture book from James Foley.
- A celebration and exploration of noisy words and sound effects aka *onomatopoeia*.

THEMES

- Literacy • Narrative patterns
- language use/ • Narrative patterns • Visual Literacy

PUBLICATION DETAILS

ISBN: 9781761355073 (hardback). These notes may be reproduced free of charge for use and study within schools, but they may not be reproduced (either in whole or in part) and offered for commercial sale.



Teacher's Resources

Title of the book

ABOUT THE AUTHOR

James Foley makes children's books for children who read books. If you're a child and you're eating his books, you're doing it wrong. He is the author and illustrator of many picture books and graphic novels, including *Stellarphant*, *Happy Barry Capybara*, *Secret Agent Mole*, *Bigfoot vs Yeti: A Love Story*, *Dungzilla*, *Brobot*, *Gastronauts* and *Chickensaurus*. A bunch of his books have won awards from the Children's Book Council of Australia and the International Youth Library; more importantly they also have some pretty funny fart jokes in them. James has 4 books coming in 2026: *Happy Barry Capybara Gone Bananas*, *Fuzzball*, *Oh No!* and *Amazing Astro Animals*. He is an ambassador for Books In Homes, Room To Read and the Barking Gecko Theatre Company. Legend says James can grow a beard in an afternoon. He is a massive Marvel movie nerd and comes from a long line of queuing enthusiasts. He lives near Fremantle/Walyalup in Western Australia with his wife Renae Hayward (also an author), their 2 kids (wannabe authors), and a labrador called Frankie (not an author).



PHOTO CREDIT: JESSICA WYLD PHOTOGRAPHY

AUTHOR'S INSPIRATION

The idea for the book came from enjoying reading funny interactive picture books. I wanted to make one about sound effects/onomatopoeia. I collected a lot of sound effects and tried many different drafts; it was tricky

because there are endless possibilities! I wanted to make sure that the reader had a chance to try and predict what was causing the sounds, but also to give them lots of surprises. I didn't expect the story to come back to the start in the way that it did; it is quite strange and funny, but I like it. It seems to imply there is an infinite set of stairs and elephants and cakes and pigs and weddings, all the way down. Which is absolute nonsense of course ... but so is the book. I hope you get a giggle out of it and try to make an Oh No-matopoeia story of your own!

Pre-Reading Questions

1. Look at the front cover of the book. Read the title together with the cover illustration. Can you describe what the title *Oh No!* is referring to? What do you think the story will be about?
2. Read the blurb on the back of the book. What kind of things are you now expecting to see inside the book? What questions do you have?
3. Just inside the cover, before the title pages and the start of the story, are some illustrated pages. These are called 'endpapers'. What do the endpapers in the front of the book show you? What do they add to what you've already guessed about the story? (When you've finished reading the book, try looking at the front and back endpapers together. Why do you think they are different colours?)

Writing Style

The story in *Oh No!* is told in a playful, interactive style as a series of noisy words or sound effects and a series of questions and answers that create a lively and engaging, cumulative call-and-response pattern that invites the reader to try and guess or anticipate what might be coming next. It also explores onomatopoeia, noisy words or sound effects that are written how they sound.

Questions and activities

1. Make a list all the onomatopoeic words in the book and then brainstorm together to see if you can think up some more.



Teacher's Resources

2. Write them out on separate pieces of paper; put them in a hat and pull some out at random. Now figure out your own weird and wonderful scene that could cause all these noises at once. Write about it and/or draw it.
3. Investigate examples of onomatopoeia in other languages. Animal sounds are a good place to start. Do dogs say 'woof' in other languages? Do cats say 'miaow'? If not, what sounds are used instead? Why do you think they use different sounds around the world?
4. Find some different objects and materials around the classroom and try to make some unusual sounds with them. Record them, then try to write the sounds as onomatopoeia.

begins and ends first and then have fun working out how you get back to the starting point again. Don't forget to add some unexpected surprises!

Visual Literacy

Look closely at the way James draws each of the onomatopoeia words in the book.

Questions and activities

1. Why do you think he used particular colours, shapes and lines for each one?
2. Can you find some more examples of illustrated sound effects from comic books?
3. Have a go at writing/drawing your own onomatopoeia sound effect. Try to make them 'look' the way they sound. How could you use colour/shape/line to make it 'look' louder or quieter? Sharper or softer? Muffled or clear, or echoing? Wet or dry? Safe or dangerous? Display your favourites around the classroom.


Now take a closer look at the illustrations in the book and how they tell the story. Cover up the words on the pages and tell the story just from looking at the illustrations.

1. What do you notice about the story? What kind of unexpected surprises are there?
2. What do you notice about the beginning and the ending of the story? When you get to the end what does it make you want to do?
3. Have a go at drawing your own crazy circular or cumulative story. You might need to decide how it



Teacher's Resources


Further reading from Penguin Random House



The Terrible Plop
by Ursula Dubosarsky,
Andy Joyner

From award-winning author Ursula Dubosarsky and illustrator Andrew Joyner comes an irresistible picture book about a little rabbit who learns that some things in life aren't as scary as they seem. Based on a Tibetan myth, a sound in the forest sets all the animals running for their lives from the Terrible Plop. Children will be charmed by the wonderful zany energy of the illustrations and the rollicking rhyming cumulative story.

Teachers' Resources available.
<https://readingaustralia.com.au/lesson/the-terrible-plop/>




Meerkat Mayhem
by Mem Fox, Judy
Horacek

Another hilarious picture book gem from the legendary team who brought us the highly acclaimed and bestselling *Where is the Green Sheep?*

One day, after another hearty meal, Meerkat decided to leave his burrow and take a walk. But he found himself, all at once...stuck fast! 'Mother of all meerkats!' he said. And that is where the mayhem began...

Teachers' Resources available.



Chatterbox
by Margaret Wild,
Deborah Niland

Max's baby sister, Daisy, is gorgeous! But when is she going to talk? 'Say moo,' says Mum. 'Say neigh,' says Dad.

'Say baa,' says Nana. 'Say quack,' Says Max.

But Daisy just sticks her bottom in the air and says nothing, until one day . . .



Teacher's Resources

Order form

TITLE	AUTHOR	ISBN	SCHOOL YEAR	RRP	QTY	TOTAL
<i>The Terrible Plop</i>	Andy Joyner	9780143505136	Pre-school to year 1	16.99		
<i>Meerkat Mayhem</i>	Mem Fox	9780143777687	Pre-school to year 1	19.99		
<i>Chatterbox</i>	Margaret Wild	9780143501619	Pre-school to year 1	16.99		
TOTAL						

NAME: _____ SCHOOL: _____ ADDRESS: _____ STATE: _____ POSTCODE: _____ TEL: _____ EMAIL: _____ ACCOUNT NO.: _____ PURCHASE ORDER NO.: _____	PLEASE SEND ORDER FORMS TO YOUR LOCAL EDUCATION SUPPLIER.
--	---