



## RECOMMENDED FOR

Pre-school and early primary

## CONTENTS

- |   |    |
|---|----|
| 1. Plot summary   | 1  |
| 2. About the authors                                      | 2  |
| 3. Pre-reading questions, themes and discussion questions | 4  |
| 4. Activities and worksheets                              | 5  |
| 5. Further reading  | 12 |

## KEY CURRICULUM AREAS

- **Learning areas:** English, Visual Arts, Media Arts, Geography
- **General capabilities:** Literacy, Critical and creative thinking, Visual literacy
- **Cross-curriculum priorities:** Asia and Australia's engagement with Asia

## REASONS FOR STUDYING THIS BOOK

- Encourages imagination, cooperative play and ingenuity.
- Depicts an elderly person as active, vivacious and playful; shows a positive intergenerational relationship.
- Shows characters engaging with other places and cultures.

## THEMES

- Spending time with family
- Imagination, creativity and play
- Exploring the natural world
- Experiencing other places and cultures

## PREPARED BY

Penguin Random House Australia

## PUBLICATION DETAILS

ISBN: 9780857988577 (hardback)

ISBN: 9780857988584 (paperback)

ISBN: 9780857988591 (ebook)

**These notes may be reproduced free of charge for use and study within schools but they may not be reproduced (either in whole or in part) and offered for commercial sale.**

Visit [www.randomhouse.com.au/teachers](http://www.randomhouse.com.au/teachers) for information on other Penguin Random House Australia teachers' resources and great books for the classroom, and to sign up for our Teachers' eNewsletter.

Copyright © Penguin Random House Australia  
2016



## Miss Mae's Saturday

Justine Flynn & J.Yi

## PLOT SUMMARY

**Is anything as sad and boring as being stuck inside on a rainy Saturday? It depends on your imagination . . .**

Mae goes on marvellous adventures with her grandma. But this week a storm keeps them stuck indoors. How can they possibly have as much fun? Then Grandma produces a giant cardboard box and promises Mae the most exciting adventure she's ever had.

All Mae will need is a little imagination.

## ABOUT THE AUTHOR

Justine Flynn lives in Sydney with her two dogs, three goldfish, four children and her husband.

Justine grew up in a large family and was always known for daydreaming. She lived near the beach, and until the age of eight she was convinced she was part-mermaid. As a kid, Justine loved stories, reading and role play. As a grown-up, Justine still loves stories and brings ideas and characters to life as a producer, director and writer in film and TV.

Justine lists reading as one of three essential daily ingredients to ensure a happy childhood; a belly laugh and a boogie are the other two!

*Miss Mae's Saturday* was inspired by imaginary adventures with her own children.

## INTERVIEW WITH THE AUTHOR

### **1. How did you become an author? What other kind of work do you do?**

I've always loved stories. I love listening to real stories from people's lives. I love reading fictional stories. I love entertaining my own kids by making up stories that make them laugh. I have spent much of my career creating and developing stories for children's film and television. Becoming a children's author seemed like a natural next step.

### **2. What was your inspiration for writing Miss Mae's Saturday?**

Fun rainy days at home with my own children.

### **3. When you were Mae's age, what was your favourite game to play when you were stuck inside?**

I had lots of brothers and sisters at home so we would often make things out of cardboard boxes, or model clay on the back verandah that we collected from over the back fence. We could always make our own fun, even in the rain!

### **4. Could you tell us a favourite childhood memory of spending time with your grandparents, or an older friend of your family?**

I used to have sleep-overs at the home of dear old friends of my family, Auntie Ouida and Uncle Allen. They would treat me and my sister and another friend to a magical time. Their house was like something out of a picture book. They would host amazing tea parties, let us dress up and they were

wonderful at telling very funny stories. They were a marvellous pair. They never had their own children but would make any child feel incredibly welcome and special.

### **5. What was the most challenging part of creating Miss Mae's Saturday?**

Editing the story. Miss Mae and her Granny had so many wonderful adventures together it was difficult to work out which ones to include in the book and which ones leave out. I learnt a lot from my editor... sometimes less is more!

### **6. What was the most enjoyable or interesting part of creating the book?**

Watching the story come to life though the wonderful illustrations of my friend J.Yi. She is super-talented.

### **7. What was your favourite picture book when you were younger? What about now?**

Two favourites were *The Tiger Who Came to Tea* by Judith Kerr and *Peg's Fairy Book* by Peg Maltby. As I got older I loved Enid Blyton's books.

There are so many picture books that I have fallen in love with since. A few of my favourites are:

*I like Myself* by Karen Beaumont, David Catrow

*The Fly* by Gusti

*Sitting Ducks* by Michael Bedard

*One Leaf Rides the Wind* by Celeste Davidson Mannis and Susan Kathleen Hartung

### **8. Where would you go if you could instantly visit anywhere in the universe?**

I would visit the moon – I would love to sit and stare at earth from up there – or the Tigers Nest Temple in Bhutan, because it is in the most amazing location. Or I would go to Paris for morning tea at Cafe Odette. What a treat that would be!

## ABOUT THE ILLUSTRATOR

J.Yi is a Sydney-based illustrator who has illustrated the Alice-Miranda, Clementine Rose and Ghost Club series for Random House.

She works as a storyboard artist and has one dog and six guppies.



## INTERVIEW WITH THE ILLUSTRATOR

### **1. How did you become an illustrator? What other kind of things do you work on?**

I doodled on the wall of the family house when I was very young, so becoming an illustrator was just a continuation of my doodling habits. I would draw something every day because I enjoyed it so much. As time passed, people started to pay for my doodles in books, in animation and advertising. I have worked on other book covers, such as the Alice Miranda and Clementine Rose series written by Jacqueline Harvey. The bulk of my creative work is in children's animation.

### **2. Could you tell us a little bit about how you created the illustrations for Miss Mae's Saturday?**

To draw anything you have to spend a lot of time observing everything around you. This could involve anything from visiting the art gallery to just sitting down and observing your room. When I first get the script for a story, I focus the message. With picture books, this is done through showing characters and their interaction with each other or their surroundings. Each scene is set so that the reader focuses on one dominant message on a page.

Drawing takes no time at all once you have a clear vision in your head of what you want to convey. This takes around 95% of my time, and only around 5% of my time is spent actually drawing! For *Miss Mae's Saturday* I had a role model for Mae's grandmother, so I just had to translate her energy and liveliness into the character. But all characters you draw carry something of you with them.

I draw my final work on a drawing tablet. I make sure that I separate all the elements in the drawing. That way, if we need to make minor changes, I can just remove a layer rather than doing the entire drawing all over again.

### **3. When you were Mae's age, what was your favourite activity or game when you were stuck inside?**

I was the cheapest child to raise, because all my parents had to provide was pencil and paper.

### **4. Could you tell us a favourite childhood memory of spending time with one of your grandparents, or an older friend of your family?**

We lived in a household of three generations. My grandmother lived with us. She was a very stern person – very intelligent and well read. She wasn't a soft granny! But she told me lot of bible stories and I still remember every single one. I guess that's my favourite memory of her.

### **5. What was the most challenging part of creating Miss Mae's Saturday?**

The most challenging part of any creative project is when you have to analyse what it is you want to say in your drawing, long before you start putting pen to paper. Sometimes you struggle with direction and wonder if there are other ways to tell the story. This is when your editors give you valuable feedback and comments.

### **6. What was the most enjoyable or interesting part of creating the book?**

The entire process was very interesting and a bit of a learning curve for me. But from a creative perspective I just love colouring in the final images. Once the black and white layouts are all done and approved I *gleefully* add colour. I tend not to think about the book after my creative part is done.

Anything that happens afterwards is out of my hands and in the hands of publishers and readers. So I just do my best to enjoy the creative process.

### **7. What was your favourite picture book when you were younger? What about now?**

I grew up in Seoul and we didn't have lot of picture books in our household. We had lot of novels that I inherited from my five older cousins. I started to collect children's picture books as an adult to compensate. If you are a young reader, Miroslav Sasek has wonderful series of illustrated books. Also for older readers, E. H. Gombrich's *A Little History of the World* is a gem.

## PRE-READING QUESTIONS

1. Look at the front cover of the book. Does the aeroplane look different from other aeroplane or pictures of planes you've seen? What material do you think the plane is made of? What do you think this tells us about the story?
2. How would you describe the two people who appear on the front of the book? How do you think the two people are connected?
3. The little girl on the front cover is Mae. Judging from the way Mae is dressed on the cover, what kind of personality do you think she has?

## THEMES

- Imagination and creativity
- Spending time with family
- Geography and the natural environment
- Experiencing other places and cultures

## DISCUSSION QUESTIONS

- How do you think Mae felt about the cardboard box when Grandma first gave it to her? Why do you think this?
- What was your favourite place Miss Mae and Grandma visited, and why?
- What is your favourite place to visit with your family, and why?
- Do you think Mae ends up enjoying the game Grandma suggests? When does the story give the first hint that Mae is joining in on the game?
- How do you keep yourself entertained on rainy days?
- What do your parents or other adults tell you about how they played as children? What's similar to what you do? What's different?
- Does your family have any traditions or ceremonies involving food and drink, like the Korean women in *Miss Mae's Saturday*?

Please see the worksheets on the following pages for more activities and discussion ideas.

## Do you remember...?

Who comes to visit Mae in the story?

---

Which day does she come to visit?

---

Why can't Mae and her visitor go outside?

---



At first, what does Mae think about Grandma's suggestion for how they can entertain themselves?

---

Can you name three places Mae and her grandma visit?

---

What kind of event do Mae and her grandma watch when they visit Korea?

---

Can you think of any special events or ceremonies that happen in Australia, or in another country that your family comes from?

---

## Do you remember...? (page 2)



Can you name three vehicles that Mae and her grandma use in the story?

---

As well as visiting places on Earth, Mae and her grandma go into outer space.  
Where do they visit in space?


---





## Miss Mae's Activities

1. Can you find two places Mae and her Grandma visit on a map of the world?
2. Can you find the city you live in on a map?
3. Can you find a country you would like to visit one day on the map?
4. In Africa, Mae and her grandma are surrounded by long grass. In Korea, they see lots of cherry trees in bloom. Think about the city/town or the country you live in. What kind of plants or landscape would you draw to help describe it to someone who had never been there before? Try drawing it in the box below.



## Miss Mae's Activities (page 2)


5. Mae has wonderful adventures with her grandma. Do you have a relative or family friend who you visit, or who visits you? What are some things you like to do together?

---

---

---

6. Draw yourself and your relative/family friend having one of your adventures in the box below.





## Miss Mae's Activities (page 3)

7. Imagine you are Grandma and you need to create another cardboard vehicle to travel in. Where do you want to go? How will you get there? Try drawing the vehicle you would use.



8. Can you name three or more planets other than Earth?

---

## Creative project 1: Imagine

Create yourself a hat using a sheet of newspaper and some sticky tape.

What kind of a hat is it? Is it a sushi master's hat? A pirate hat? A safari hat? An army cap? Or a completely different kind of hat?

Using your new hat as inspiration, brainstorm all the fun adventures you could have while wearing it, and make a list below. Pick your favourite possible adventure and act it out for your class.




## Creative project 2: My Saturday

At the beginning of the book we see what sorts of activities Miss Mae and Grandma participate in on Saturdays. What does your typical Saturday involve? Draw a picture for each activity.



## FURTHER READING FROM PENGUIN RANDOM HOUSE AUSTRALIA



*This Is a Circle*  
by Chrissie Krebs

**Why this story?** To learn the names of objects and animals; to practise reading rhyming verse; to think about cooperation and problem-solving; for a laugh!

**A 'name the object' book that gets completely out of hand and is all the more fun for it.**

*This is a circle. This is a square.  
This is a wild-looking one-eyed bear!*

Some everyday shapes and objects collide with some very strange and silly animals. See what happens when they play, they fight and they try to work together.

*Teachers' resources available.*



*No Place Like Home*  
by Ronojoy Ghosh


**Why this story?** To think about the idea of belonging; to explore different types of environments; to think about friendship and what makes a home a home.

**The city is no place for a polar bear like George**

Being homesick is making George a terrible grump. Not knowing where home is makes it even worse.

So George sets off on a search. He isn't sure what home looks like, but he'll know it when he finds it.

*Teachers' resources available.*



*I Just Couldn't Wait to Meet You*  
by Kate Ritchie  
and Hannah Sommerville

**Why this story?** To think about being part of a family; to imagine the past and the future; to read while snuggling up with family and feeling loved.

**Much-loved actor and radio host Kate Ritchie's first book is a beautiful tribute to the joy and anticipation of expecting a child.**

*When you were still a treasured bump, tucked safe away inside, I thought about you night and day and in my sleep - it's true. My heart was full of hope and love. I just couldn't wait to meet you.*

A heart-warming story about family and belonging.



## ORDER FORM

TITLE	AUTHOR	ISBN	SCHOOL YEAR	RRP	QUANTITY	TOTAL
<i>Miss Mae's Saturday</i> (HB)	Justine Flynn & J.Yi	9780857988577	Pre-school-1	\$24.99		
<i>Miss Mae's Saturday</i> (PB)	Justine Flynn & J.Yi	9780857988584	Pre-school-1	\$16.99		
<i>This Is a Circle</i>	Chrissie Krebs	9780857988058	Pre-school-1	\$24.99		
<i>No Place Like Home</i>	Ronojoy Ghosh	9780857988461	Pre-school-1	\$24.99		
<i>I Just Couldn't Wait to Meet You</i>	Kate Ritchie & Hannah Sommerville	9780857989703	Pre-school-1	\$24.99		
<b>TOTAL</b>						

PLEASE NOTE THAT PRICES ARE RECOMMENDED RETAIL ONLY AND MAY HAVE CHANGED SINCE THE TIME OF PRINTING. PRICES ARE GST INCLUSIVE.

NAME: _____ SCHOOL: _____ ADDRESS: _____ STATE: _____ POSTCODE: _____ TEL: _____ EMAIL: _____ ACCOUNT NO.: _____ PURCHASE ORDER NO.: _____	PLEASE SEND ORDER FORMS TO YOUR LOCAL EDUCATION SUPPLIER.
--	---

