

Sneaky Shadows

Author: SC Manchild

Illustrator:
Sam Caldwell

Publisher:
Berbay Publishing

ISBN: 9780648529163

Synopsis

Sneaky Shadows uniquely showcases the limitless possibilities of shadow-casting in a book of imaginative, absurd misdirection. Its humour, pace and timing will have young audiences on their toes with anticipation, as the bizarre scenarios of author SC Manchild unfold. Sneaky Shadows is cheeky, laugh-out-loud fun that enjoys repeat reading from children (and parents!) of all ages.

Author Bio

SC Manchild is the CEO of an international company using a pen-name so his governing board won't discover his penchant for funny picture books. He lives in Melbourne and his favourite part of the day is reading to his children at bedtime.

Sneaky Shadows is his debut book.



Illustrator Bio

Sam Caldwell is a children's illustrator and designer based in Glasgow. He likes to draw characters and tell stories with pictures. He grew up in the north of England and studied painting at the Edinburgh College of Art. His illustrated works include *Weird, Wild, Amazing!*, written by Tim Flannery.

<https://www.samcaldwell.co.uk/>

Curriculum

English:

ACELT1575 Recognise that texts are created by authors who tell stories and share experiences that may be similar or different to students' own experiences

ACELT1577 Respond to texts, identifying favourite stories, authors and illustrators

ACELT1783 Share feelings and thoughts about the events and characters in texts

Pre Reading Questions

Look at the front cover of the book.

Read the title together.

Look at the other names on the book. What are they there for.

Identify the author and the illustrator. What do the author and illustrator do.

After looking at the cover. What do you think this book will be about?

It probably has something to do with shadows.

What about that big shape behind the dog? What do you think that is?

Look at the back of the book, what else can we find out?

Just inside the cover, before the title pages and the start of the story, are some illustrated pages.

These are called 'endpapers'.


What do the endpapers in the front of the book show you?

What do they add to what you've already guessed about the story?

Read the book.


You should get lots of laughs!

Other picture books about shadows



Giraffe, Elephant, Hippo and Baboon all live by the lake, happily going about their own business, until one day Giraffe spies the shadow of Lion - prowling, creeping, stalking, sneaking. What are they to do now?

Night Watch is currently unavailable to purchase, but it's a great book for more 'sneaky shadows', so hopefully your library will have a copy



Rabbit has a problem. There's a large black rabbit chasing him. No matter where he runs--behind a tree, over the river the shadowy rabbit follows. Finally in the deep, dark wood, Rabbit loses his nemesis--only to encounter a real foe!

Kids who like to be in on the secret will revel in this humorous look at shadows and friendship.

Pen Names / Pseudonyms

When you read the author information, you will see that SC Manchild is not the author's real name.

He is using a pen name. There are other children's authors who use pen names.

See the authors listed below. These are pen names.

See if you can find out their real names and why they chose to use a different name when publishing their books.

- Dr Seuss
- Emily Rodda
- Lemony Snicket
- Lewis Carroll

Activities



Outside

This is a fun activity to do outside on a sunny day.

You will need:

Sheets of white paper

A collection of interesting objects, such as plastic toys, blocks, 3D shapes, leaves or branches. Anything that creates a good shadow.

Find a sunny spot, and set up the object at the edge of the paper where it creates a good shadow.

Use the shadow to draw the outline of the object.

When the outline is drawn, remove the object and colour in the picture



On a larger scale - Draw each others shadow.

You will need a long piece of paper and a partner.

One person stands at the edge of the paper and makes an interesting shape with their body, and the other person draws their outline.

Then swap over.

OR

Use chalk and drawn the outlines in the playground.

Inside

The art of shadowgraphy

Shadowgraphy or ombromanie is the art of performing a story or show using images made by hand shadows. It can be called "cinema in silhouette". Performers are titled as a shadowgraphist or shadowgrapher.

The art has declined since the late 19th century when electricity became available to homes because light bulbs and electric lamps do not give off good shadows and because cinema and television were becoming a new form of entertainment. Shadows are greatly defined by candlelight; therefore hand shadows were common in earlier centuries.

The modern art of hand shadows was made popular by the French entertainer Félicien Trewey in the 19th century.[1] He popularized the art by making silhouettes of famous personalities.

Source:

[https://en.wikipedia.org/wiki/Shadowgraphy_\(performing_art\)](https://en.wikipedia.org/wiki/Shadowgraphy_(performing_art))





You will need:

A dark room

Torches or lamps

Shadow puppets can be as simple as a butterfly or as tricky as a rabbit.

Have a look at one of the books listed below to give you some tips and ideas.



OR check out a video clip

<https://www.youtube.com/watch?v=Uv-MdaBfk8U>



How to make Shadow Animals with your Hands