

Let me SLEEP, SHEEP!

Exploring the Story


Use this book to talk about bedtime routines. Ask your group what they do before bed – do they put on their pajamas? Do they brush their teeth? Do they read a story? What other routines or rituals do you have before getting into bed?

Amos is having trouble falling asleep, so he decides to count sheep. What else could Amos try to help him fall asleep? What would you do if you couldn't get to sleep?

Build your own fence to jump over. Ask your group to gather small items from around the room (or provide a box of safe objects) and take turns adding an object to make a fence. Use items like books, cushions, soft toys, etc. You'll have to test it of course! So give each child a number (just like the sheep) and when you call their number, that child can jump the fence.

Ask if anyone in the group has met a real sheep. What does their wool feel like? What do they smell like? Where do they live? What do they eat? Show some photos of sheep and bring in a sheepskin rug for a tactile experience.

The sheep have lots of requests for Amos – a sturdy fence at just the right height, a soft landing, water and more. If you were a sheep, what would you want added to the fence?



Build-a-Fence

Colour and cut out the objects on the sheet. Collage the objects into a fence that Felix, Walter and Judith would be proud to jump over! You can add extra pictures to your collage to make it extra special.

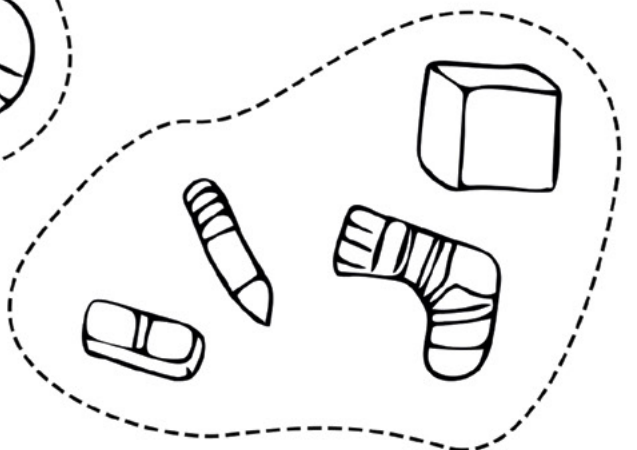
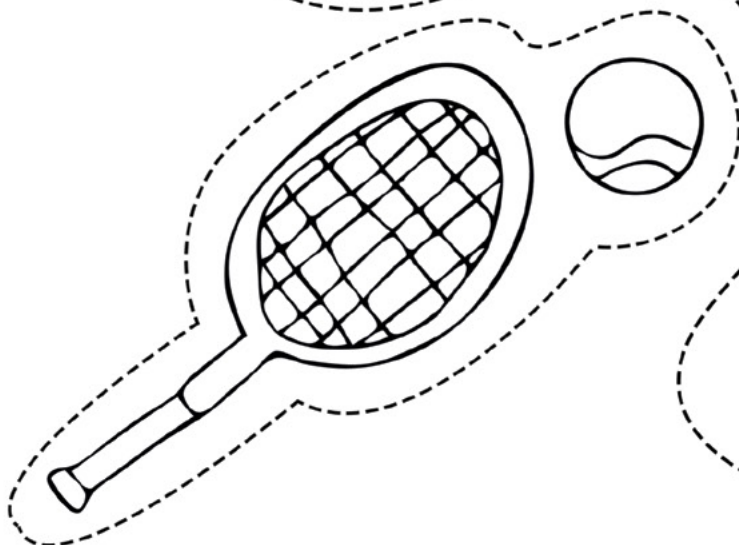

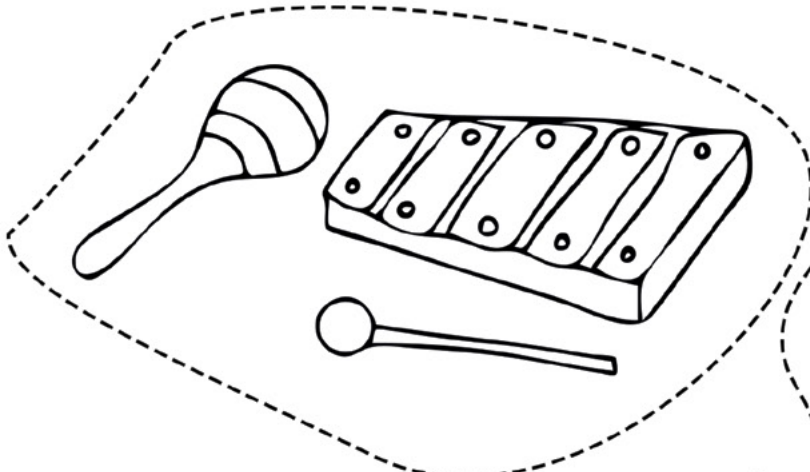
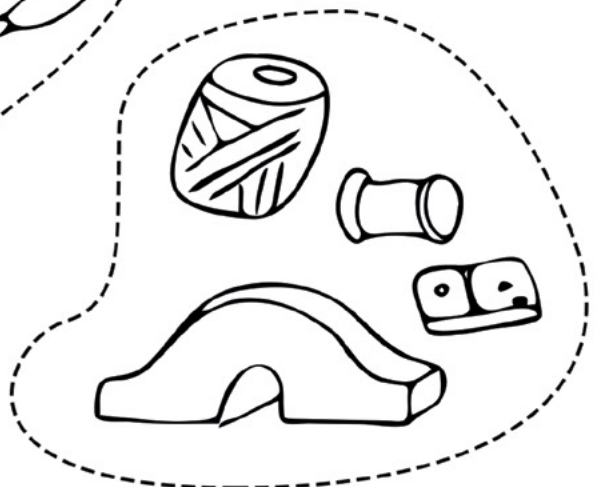


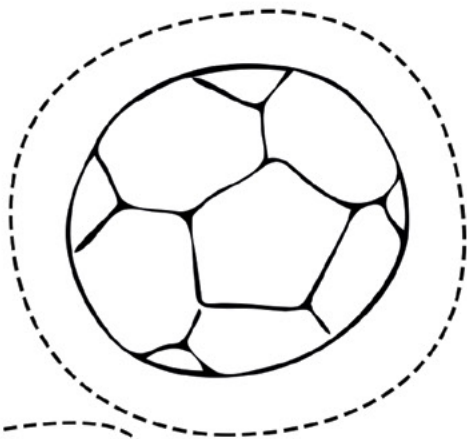
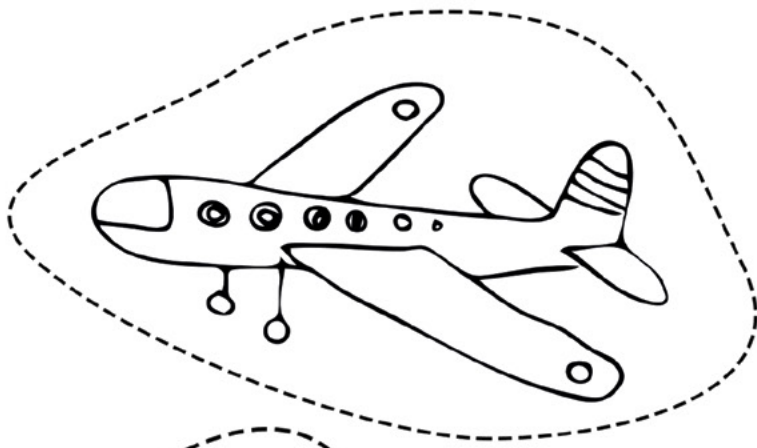
Counting Sheep Bunting

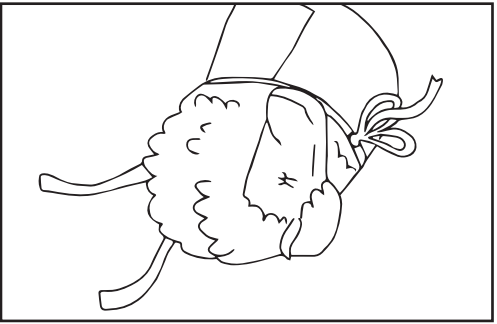
Felix (Sheep Number 1), Walter (Sheep Number 2) and Judith (Sheep Number 7) are the only sheep in the book that are named. Make up names for the seven other sheep and write their names in the space underneath each picture. Then colour and cut out each sheep. Use a hole punch to cut holes in the top of each flag and thread string through to create a counting sheep bunting!

Cotton Wool Felix


Use cotton wool, colourful paper and paste to decorate this picture of Felix.







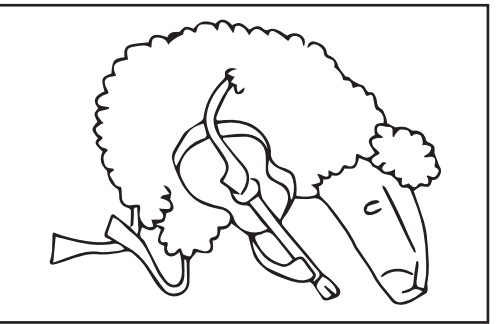
1. Felix



2. Walter



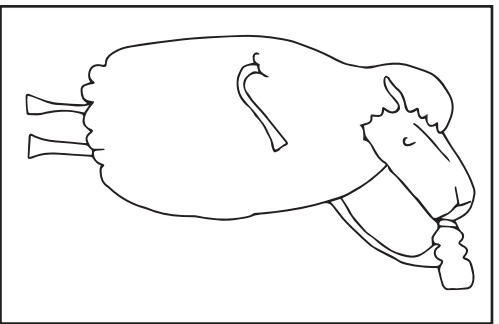
3.



4.



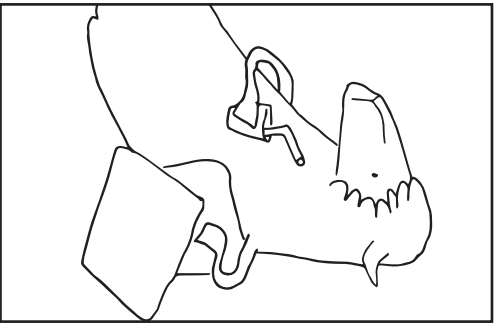
5.



6.




7. Judith



8.



9.



10.

Name: _____

