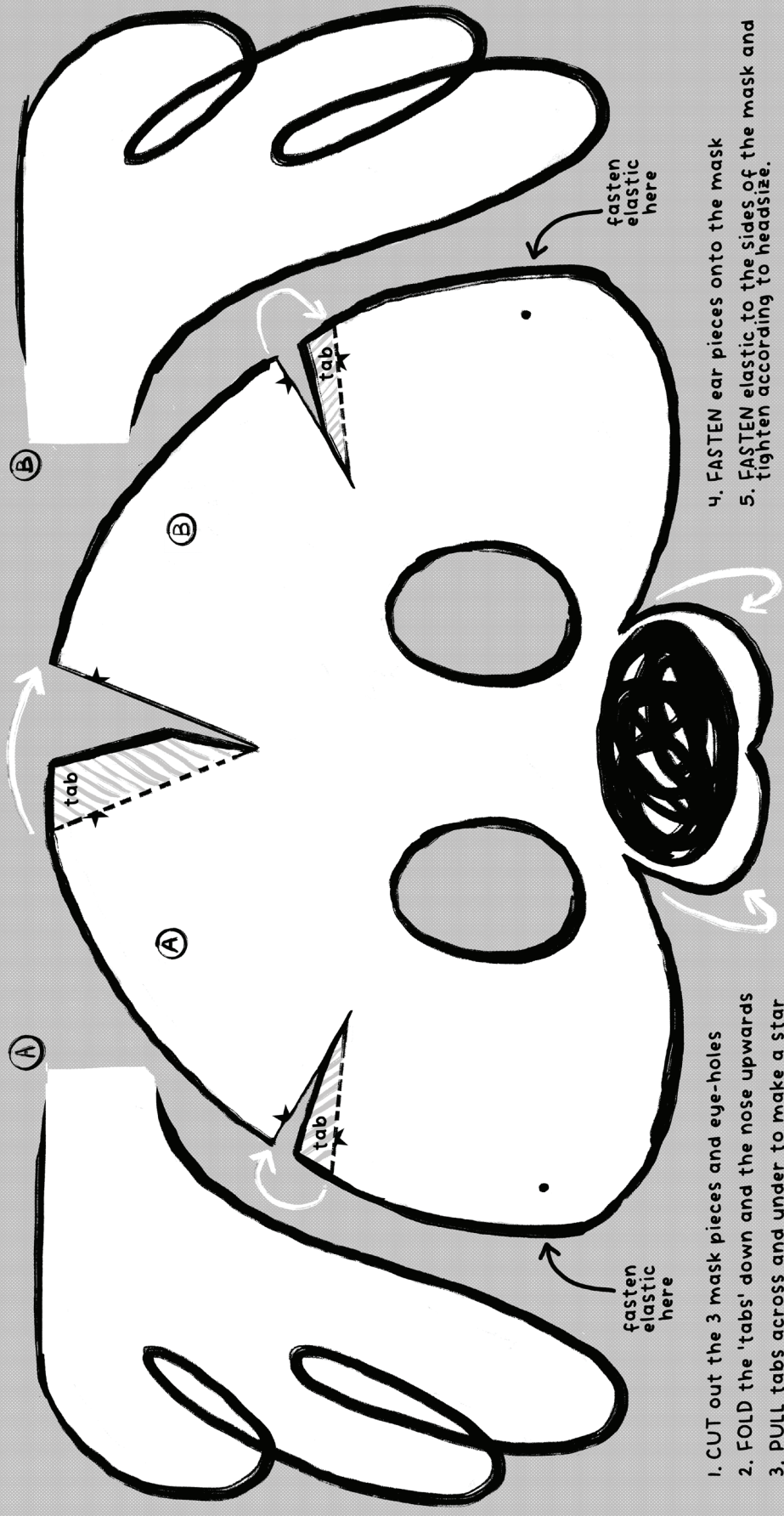




MAGOO MASK!

©Briony Stewart

Things you will need: Scissors, stapler (or tape,) elastic (or string)



1. CUT out the 3 mask pieces and eye-holes
2. FOLD the 'tabs' down and the nose upwards
3. PULL tabs across and under to make a star and fasten with staples or tape.
4. FASTEN ear pieces onto the mask
5. FASTEN elastic to the sides of the mask and tighten according to headsize.
6. WOOF, woof! You are ready to go!



Colour me in



©Briony Stewart



By Briony Stewart





Magoo has his own ideas about what a dog should do - in the kitchen, in the car, at dinnertime and bedtime! But there are so many rules! So many things a dog can't do. But wait! Magoo, THIS is for you... Silly dogoo, we do love you!

Make your way through this maze to help Magoo find the present



By Briony Stewart

