

# Queen Celine


## Exploring the Story

You can use *Queen Celine* to talk about weather. Show your group the spread where Celine is standing “in gusty winds, pouring rain and scorching heat”. Ask your group what is the best weather to go to the beach? What can you do at the beach when it’s cold? Windy? Raining?

This book is a great introduction to early STEM concepts, such as living things have needs that must be met by their environment. Ask why Queen Celine’s Kingdom needs the “mighty floods”? What happens when Celine’s fortress stops the floods?

While reading, ask the group to identify the animals that appear in the story. What other animals might you see at the beach?

Touch on friendship and sharing by referring to the sign Celine puts up at the end of the story. What does it say? Who is it meant for? Why do you think she put up this sign?



---

### Happy/Sad Jellyfish

Colour and cut out the happy and sad jellyfish. Create tentacles by attaching strips of paper, ribbon, wool, string or other material to the back of the happy face. Glue the sad face to the back of the happy face with a ruler or stick between them as a handle. Ask the group happy/sad questions – with the group answering by showing the happy side or the sad side. How does Celine feel when she arrives at the beach? How do the animals trapped in the fortress feel? How does Celine feel when she realises she has made “a royal mistake”? How do you feel on your birthday? How do you feel when you hurt yourself?



### Rock Pool Collage

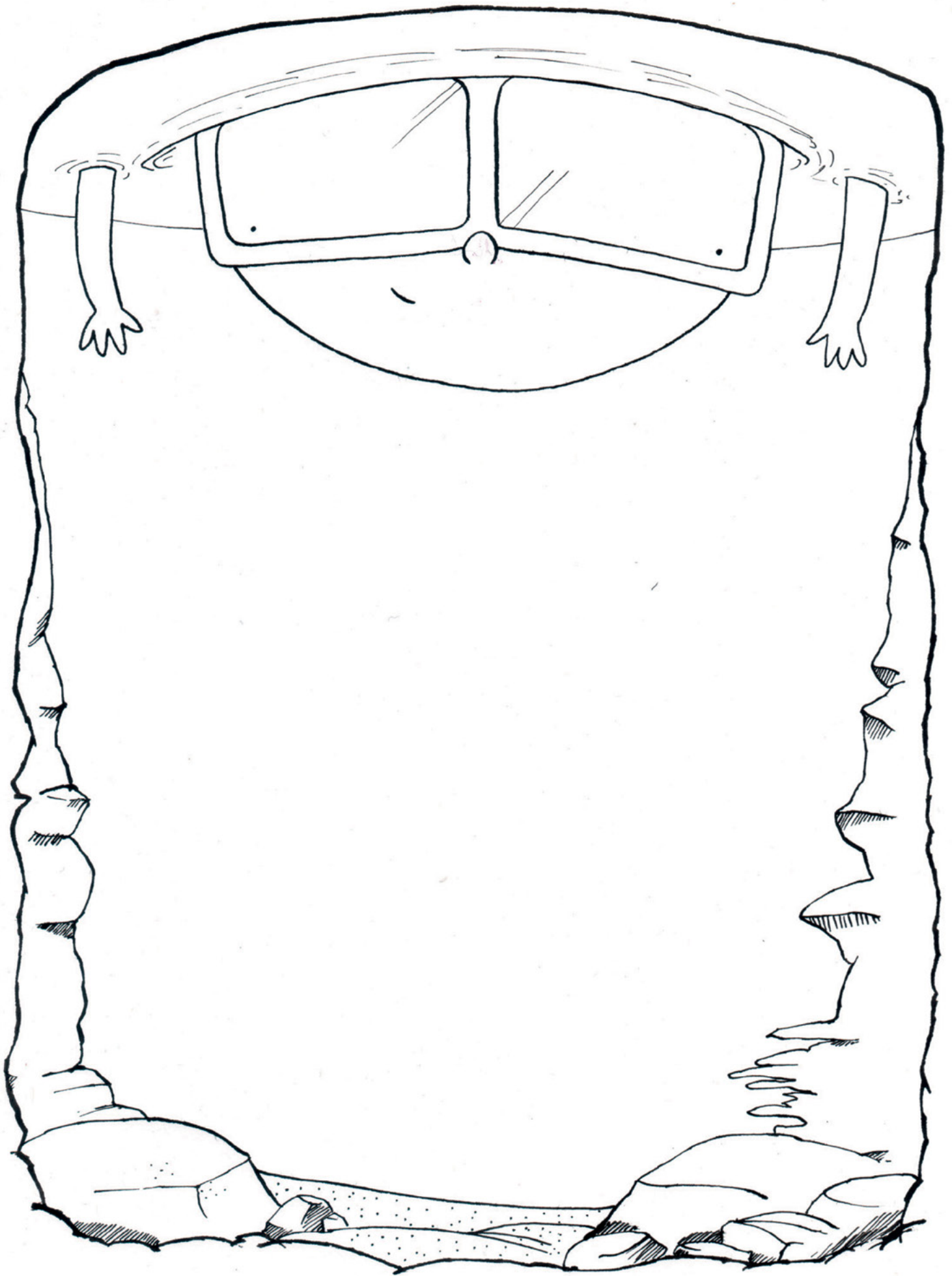
Children can draw and colour sea creatures and plants in the template provided using the book as inspiration or drawing other marine life from research or their imagination. Tell children not to colour in the water as they will be using coloured cellophane over the top of their drawing. Hand out sheets of blue cellophane, cut to the size of the colouring sheet. Ask children how the blue cellophane changes their drawing and the colours? Next, hand out sheets of yellow cellophane and do the same activity, replicating the page where Celine realises her “kingdom [has] lost its sparkle.”

### When I go to the Beach

Use the template to help students write about what they would like to do if they go to the beach. If your group is unlikely to have visited a beach this can be used to explore the experience. Use the illustrations in *Queen Celine* as a starting point. Then introduce other picture books and show photos or videos of children at the beach.







When I Go to the Beach ...

Name: \_\_\_\_\_

I like to


---

---

---

---

Draw a picture of yourself  
at the beach!



I wear

---

---

---

---

I carry

---

---

---

---

I go with

---

---

---

And I always swim between the

---

