

Sally Rippin

HOLIDAY
PROGRAM

Issue
#8

The
Best Day
Ever

&

The
Baby
Bird



Includes:

HOW TO BUILD A
BIRDHOUSE

Tips on how to host
your own BAZAAR!

Sally talks about
The Best Day Ever and
The Baby Bird!

Welcome back to the School Holiday Program!

One of the **BRAND NEW** Billie B Brown books is called *The Baby Bird*, and Billie learns that sometimes nature blooms best when we leave it alone!

↙ PUSH PLAY!



PUSH PLAY! ↗

One of Sally's **FAVOURITE** memories is of her school fete – click here to watch her talk about her favourite memories!

Hello Friends!

So lovely to have you back. I'm very excited to tell you about two brand new Billie stories I have written.

I love writing about Billie and Jack. I have so many happy memories of my childhood and it's always lovely to hear that you enjoy the same things I did. When I was young, my dad used to take my sisters and me bushwalking. He introduced us to nature and would talk to us about how we could look after all the beautiful creatures and plants around us. Most of the time it was just to leave them alone! Nature is very good at looking after itself. Billie discovers this in *The Baby Bird*. But luckily for Billie, any time she makes a mistake she just sees it as an opportunity to learn.

What has been your best day ever? Was it a birthday? A holiday? I think for me, it was my first primary school fete. It felt so magical. Only the day before I had walked across the boring old concrete playground and now it was filled with people, rides and stalls. And best of all, all my school friends were there! In this story, Billie is sure she is going to have the *Best Day Ever* but she forgets that it's hard to have a best day without a best friend by your side.

I hope you enjoy these two new stories and all the fun activities in this newest Holiday Program.

Happy reading!

Sally

XXX



Did you know?

Fun facts about NESTS!

Billie finds a baby bird in her yard, and isn't sure what she should do! Most baby birds are starting to leave their nests and explore the world and will probably find their way home again. But what do you know about bird nests? Well, they're actually quite interesting!

Sticks and stones.

Birds use all sorts of things to build nests! You probably know they use sticks, but they can also use grass, leaves, mud, rocks, hair, and even spider-webs! They weave all these materials together and create a safe, warm space to live, and hatch their young.

Moving on

Not all birds use the same nest every year! In fact, lots of birds build a new nest every time they lay eggs.

Heavy lifting

Bald eagles are one of the biggest birds in the world – and they have a home to match! These birds use the same nest every year, so they're always adding more materials. Eventually, these nests can get so big they weigh as much as a car!



How to Make a nest like Billie!

We can't make a **REAL** nest with sticks and leaves (what a mess!) but we can still have fun pretending. Billie builds herself a nest for some peace and quiet – here's some ideas to build your own secret space!

First step: supplies!

Ask an adult to help you find some things you can use to build your nest. Are you going to build a round nest? You'll need some sheets and blankets to start. Are you going to have a cover on it like a blanket fort? Maybe you need some chairs too! You could even use a big cardboard box if you have one, and make it a cubby house!

Second step: start planning

You might need to try a few different ways to get your nest built – you can use books to hold down edges, couches to drape sheets off and help create a roof, or fold up some cardboard to make walls.



Third step: get comfy!

Make sure your space is nice and comfortable. You can use cushions, pillows, and soft toys to create a comfy base.



And finally: fun!

Billie uses her nest to read. What will you do? You might like to get some books, a reading light, games or some toys.



What should you do if you find a baby bird?

In *The Baby Bird*, Billie finds a young bird in her backyard and wants to look after it – but Jack is nervous and thinks they should leave it alone. What should **YOU** do if you find a baby bird in your yard?

A baby bird is called a “fledgling.” This means they’re still very young and haven’t learned to fly just yet!

You might see more baby birds in spring. This is when the fledglings are learning to fly, stretching their wings, and starting to be curious about leaving their nest. For these reasons, they might sometimes explore the area outside their nest, and not be able to fly back. But it’s okay! These baby birds usually have their mama bird nearby. They’ll be watching them, helping them feed and avoid predators.



You can help by:

Leaving them alone

If the bird looks young and can’t fly, but otherwise seems uninjured, it’s best to leave it alone! It’s probably just exploring and needs a little while to figure out how those wings work. Its parents are likely nearby and keeping watch. It’s very important not to touch baby birds, because the smell of humans can make their bird-families nervous!

Keep pets away

Pets are curious creatures, and baby birds are very delicate! Keep cats and dogs away to make sure everyone is safe.

Watch them for a while

If you can watch the bird or come back in a few hours to where you found it, you may find that a parent has come to take it back to the nest or look after it.

When to call for help

If a baby bird seems injured, or has no feathers and its eyes are closed (a very young nestling), you may need to ask an adult to come help and take the bird to a vet or wildlife carer – but you should still never pick up a baby bird unless an expert has said it’s okay!



Build a birdhouse!

You can help bring more wildlife to your yard by making a bird house! There are lots of ways to build a bird house, but a fun and easy way is to use an old milk carton. This is also a good way to re-use materials that you probably already have around the home (remember: Billie likes to reduce, reuse, and recycle!)

What to do:

1

Take an empty cardboard milk carton and make sure it's clean by washing it in the sink with soap and warm water.

2

Next, cut a hole in one side, leaving a few centimetres below. This will give the bird somewhere to sit inside, and will make sure they don't fall out!

3

You might like to help them by placing a few twigs in the bottom of the container, giving them somewhere soft to land.

4

Then you can decorate! Using a non-toxic paint, you can make your birdhouse nice and colourful! If you have extra materials like popsicle sticks, you can add extra flourishes to the roof. You might also like to poke a stick through the bottom of the container to create a small perch for birds to land on.

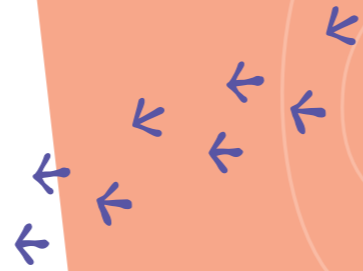
5

And finally, thread some string through the top of the container to hang from a tree or fence post!

Place your birdhouse in the yard and see if anyone stops by! Don't worry if a bird doesn't make their own nest in it right away - you might attract other wildlife who need shelter too.

BONUS:

You can make your yard bird friendly by planting native trees and flowers, and putting out a water bowl or fountain. Make sure there's always a few rocks in the bottom of any water so insects and baby birds can find their way out!



Host your own BAZAAR!

Billie's school is hosting a bazaar – this is like a school fete or fair. There's lots of fun things that Billie is excited for, and the best part is, you can have just as much fun creating your own bazaar! Here's how.

You can make your own tickets by drawing on some paper or using the cut-outs on the next page. Make sure you include the time and day so your family know when to be ready! The tickets might be used for watching a movie or some yummy ice-cream. Speaking of...


You'll need some snacks! Ask an adult to help prepare. Maybe you can have some gelati like Billie, plus some healthy snacks like fruit and dips. Make these look special by serving them in special bowls or creating some signs to sit beside them.

Next, you can make your own cinema! Decide what your favorite movie is and make it special by setting up some extra-comfy seats (maybe you can build your nest here!). Ask an adult if you can use some fairy lights or lamps to create a fun space to sit in. Don't forget to ask for tickets!

And lastly, decorations! You make your own using leftover wrapping paper, spare popsicle sticks, colourful paper, or some glittery pens – whatever you have at home! You can also cut out the decorations on the next page to use as well.



Billie and her friend Rebecca are watching a cool 3D movie.



Draw you and one of YOUR friends at the movies too!

Super-doooper colouring in!

Colour in Billie's giant bowl of ice-cream. Yum!






Have you heard the news?! Sally has a brand NEW series that's funny, silly, and perfect for early readers.

This is Pete and his BIG feet: today it's sports day in the sun. But do you think that Pete can run? Try drawing Pete by following these easy steps!




HOW TO DRAW

PETE




1 Using a pencil, draw 2 circles for eyes and a big smiley mouth.



2 Draw the frame of the glasses and a fuzzy circle for the head.



3 Draw a circle for the body with a line across the tummy. Then add 2 boxes for the shorts.



4 Add long tubes for the arms and legs.



5 Draw on the wristbands before adding the hands and feet. Add the straps too while you're here. Use an eraser for overlapping lines.






6 Time for the extra details! Draw in his stripy tail, teeth and eyebrows. Don't forget his HORNS on top!



How to draw a bird!

by Aki Fukuoka




Add some colour to your bird

The Baby Bird QUIZ!

How well do YOU know the
Billie B Brown book,
The Baby Bird?

Take this quiz to find out!



1 How many books does Billie have to read?

2 Fill in the gaps! Billie uses cushions to build herself a _____

3 What does Billie find behind the tree?

4 What colour are the baby bird's eyes?

5 What are Billie's dad and Noah cooking?

6 How many sausages does Billie take?

7 What is Noah splashing everywhere? Circle the right answer:

Paint water milk juice

8 Fill in the gaps! Billie grabs a _____ from the cupboard.

9 In Chapter Four, what do Billie and Jack play?

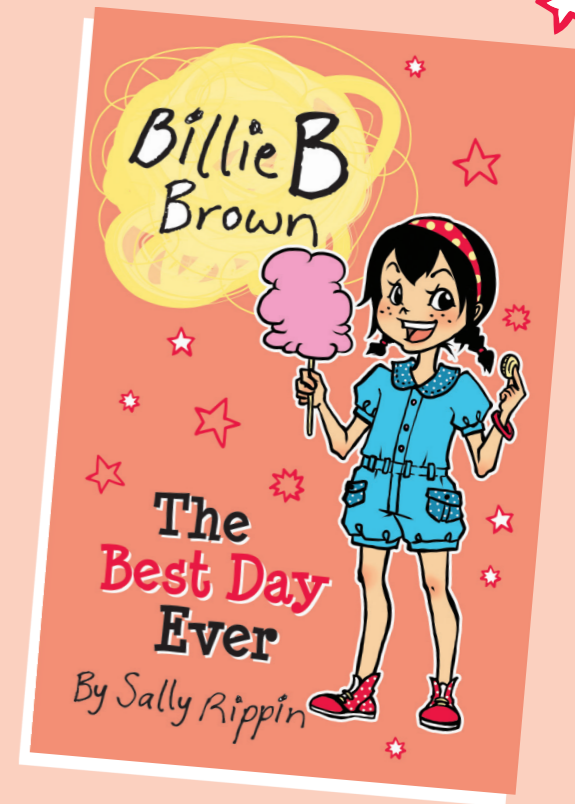
10 What does Billie feed to Noah?

Answers 1. Three (see page 2) 2. Nest (see page 2) 3. A baby bird (see page 9) 4. Black (see page 10) 5. Biscuits (see page 19) 6. Two (see page 19) 7. Water (see page 25) 8. Bowl (see page 25) 9. Marna Bird and Papa Bird (see page 36) 10. Sausage (see page 42)

The Best Day Ever QUIZ!

How well do YOU know the
Billie B Brown book,
The Best Day Ever?

Take this quiz to find out!



1 What does the B in Billie B Brown stand for?

2 Which ride have Billie and her friends been talking about all week?

3 What is Billie a bit scared of?

4 What does Rebecca want to get painted on her face?

5 Who is waiting by the gelati van?

6 Where does Billie go when she feels sad or lonely?

7 What does Billie sit on in the library? Circle the right answer:

chair table beanbag horse

8 Fill in the gaps! The film that is playing is Finding _____

9 Who tells the kids there's no talking in the cinema?

10 Who does Billie go on the Super-Dooper Snake ride with?

Answers 1. Bazaar (see page 2) 2. The Super-Dooper Snake ride 3. Rides (see page 5) 4. A butterfly (see page 17) 5. Sara and Miki (see page 19) 6. The Library (see page 27) 7. Beanbag (see page 30) 8. Nemo (see page 32) 9. Ms Walton (see page 35) 10. Jack (see page 41)

Down-to-earth,
real-life
stories for
real-life
kids!

Hey Jack!



Jack has a big heart and an even bigger imagination. He's Billie's best friend, and he'd love to be your friend, too!

