

Jigsaw

A PUZZLE IN THE POST

Themes

Family

• Hope


• Exploring

Exploring the Story

Read through the first few pages of the book, stop when you get to ‘*Let’s get started” said the Kellys*’ with the image of the recycling truck. Discuss with the children what they have just seen happen in the story. Do the Kellys know about the missing piece? What do the children think will happen next? When will the Kellys realise? What do they think will happen when they realise? Imagine they were doing the puzzle at home, what would their response be when they realised a piece was missing?

Finish reading the story. Did the children think that the Kellys would go searching through the rubbish? Listen closely to the author’s description of what the family found while they were searching, do the children think they were searching through rubbish or were they searching through memories and thoughts and feelings that have been passed on, thrown out, lost or forgotten? Discuss with the children if they have ever lost something important to them, a note, a piece of a game, a favourite sock? Did they ever find the item again or are they still wondering what ever happened to it?

At the end of the story, once the puzzle is complete, Kitty and Katie write (and draw) a letter to their mysterious puzzle sender and post it to ‘sumwear’. Do the children think that the letter will reach the puzzle sender? Do you think that it might reach someone else who might appreciate it all the same? Do they think that the person who sent the puzzle forgot to write who it was from, or do you think it was on purpose to maintain some mystery? Have a talk to the children about different ‘random acts of kindness’ such as people leaving books to be discovered by strangers or paying for the coffee of the person in the line behind. Ask the children if they have ever heard of or experienced a random act of kindness and how it would make them feel if this happened to them. Why do they think that people participate in random acts of kindness? Are there any random acts of kindness that they could think of to participate in?



Activities

Puzzle It Out

Print the puzzle template on sturdy cardboard. Carefully cut around the puzzle pieces and then jumble them all up. Can you put the puzzle back together again?

Design Your Own Puzzle

Print the template onto sturdy card and use it to design and draw your own puzzle. Make it as bright and colourful as you like and then cut it out. You might like to swap and try putting a classmate's puzzle back together.

Find the Missing Piece



The Kellys needs your help to find the missing puzzle piece. Develop problem solving and fine motor skills with this maze.

Anonymous Letter of Kindness


Using the template, write an anonymous letter of kindness. You can draw a picture and say something kind like 'you are doing a good job' or 'you make the world a happier place'. Deliver your letter to someone you think could use a random act of kindness in their day.



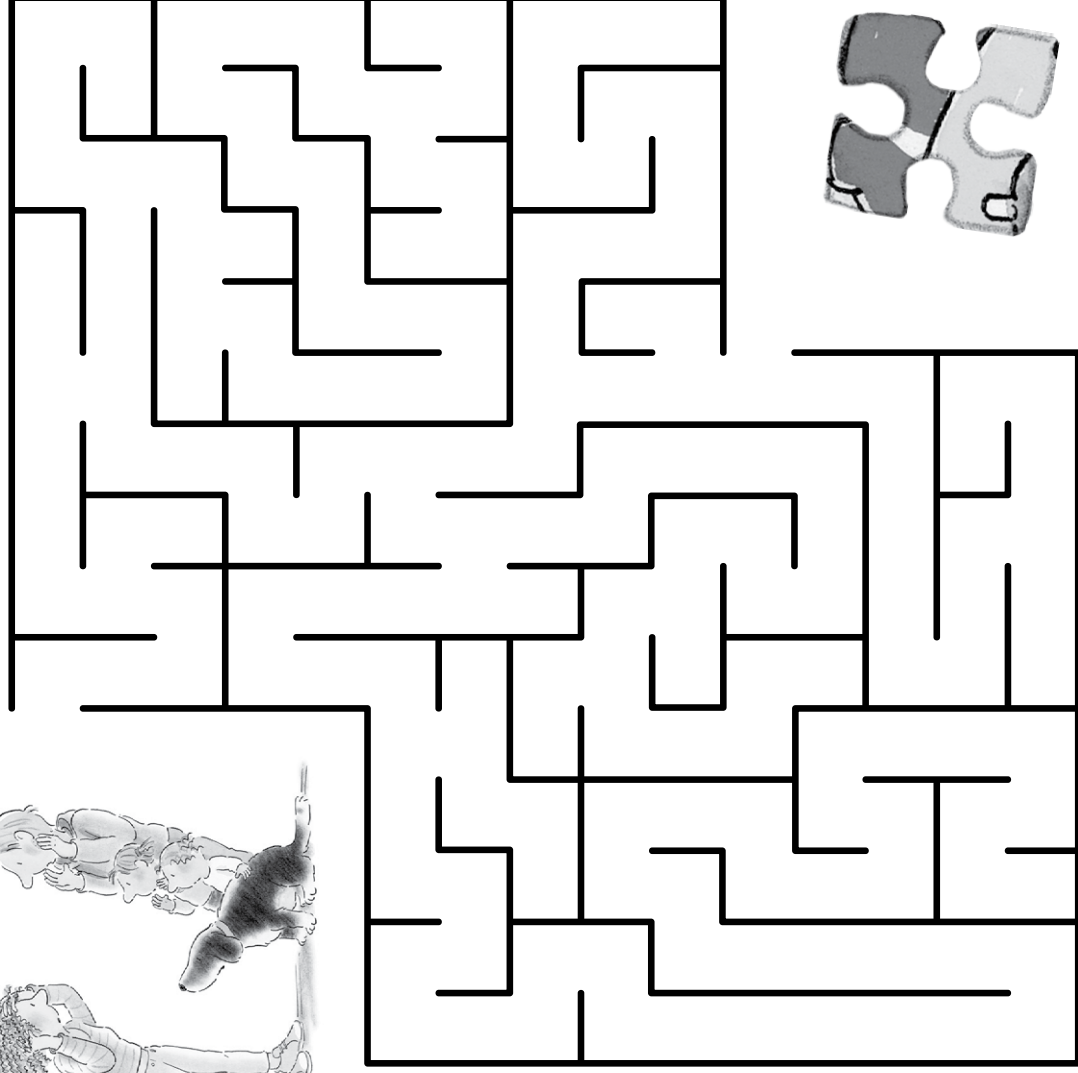
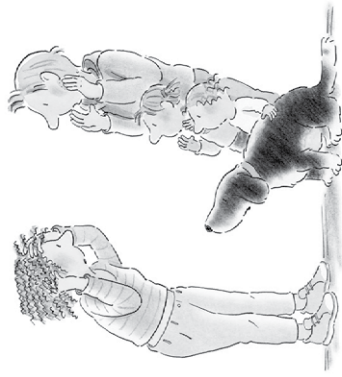
PUZZLE IT OUT



DESIGN YOUR OWN PUZZLE



FIND THE MISSING PIECE



ANONYMOUS LETTER OF KINDNESS
