

Write Your Own Comic Strip

Fancy producing a Wimpy Kid story of your own? Use these boxes and our top tips to give it a go!

- 1 Think of an idea.** Try to come up with a short adventure for Greg or his friends – either at school or at home. What can you imagine them doing next?
- 2 Plan a story.** You've got four boxes, so work out what's going to happen in each one. Sketch a rough draft first. Strips should have a proper start, where you introduce characters; and an end – the punchline.
- 3 Keep the drawings simple.** The Wimpy Kid books have straightforward line drawings – look at the books to see how to draw people's features.
- 4 Use speech bubbles.** These are a simple but effective way to tell people what's going on in your stories.
- 5 Show it to your friends.** Finding out what people do and don't like about your comic strip will help you to improve.

My comic strip is called _____

| | |
|---|---|
| 1 | 2 |
| 3 | 4 |



Wimpify You and Your Friends




Make you and your friends part of the Wimpy fun by sketching your own characters!

Start by practicing drawing like Jeff Kinney. You could use tracing paper to draw over one of the sketches and get used to the lines and style of the characters. Or put some paper alongside a book and try to copy a drawing as closely as possible. Look at what makes the Wimpy Kid drawings great: simple, clean lines, big heads, thin arms and legs and mouth expressions that show you how a character is feeling.

Now try drawing yourself or your friends! Set yourself up facing a mirror, or get a photo to base your sketch on. Think about the features that you want to highlight. You could try giving yourself a perfectly round head like Greg's, and adding in simple features from there, exaggerating any that you like. So if you've got short hair, just draw a few strands like Greg's, and if you're often smiling, add in a big happy mouth.

My Wimpified character is _____



Remember – you can also Wimpify yourself online at

www.wimpykidclub.co.uk!




Make a Wimpy Kid Bookmark



Bookmarks are great for helping to keep your place in the latest Wimpy Kid adventure – and they make nice presents for other book fans too! Follow our ten easy steps to learn how to make your own.

- 1 Cut out the bookmark.** Then glue it on to stiff card and cut round the edges. Don't worry if you don't have any card to hand – paper will be OK.
- 2 Think about your design.** You could feature Greg or another Wimpy Kid character, or draw one of your favourite scenes from the books. Sketch out in rough what you want to include and where before you complete your bookmark for real.
- 3 Draw or cut out.** You can sketch your own drawings. Or photocopy some of your favourites from the book, cut them out and stick them on to the bookmark.
- 4 Personalise your bookmark.** Write your name at the bottom, after 'This book belongs to'.
- 5 Add some decorations.** Sprinkle some glitter around the bookmark or stick on a few small beads to make it colourful.
- 6 Leave to set.** Wait until any glue or other sticky stuff you have used is dry.
- 7 Laminate.** If you have one at school or home, use a laminate machine to seal your bookmark. Then cut around the edges, leaving about half a centimetre gap in between. Take care: laminators get hot, so ask someone to help.
- 8 Make a hole.** Using a holepunch, make a little hole in the bookmark where shown.
- 9 Thread.** Feed some colourful ribbon, string or tassel through the hole and knot it.
- 10 Finished!** Now enjoy your next Wimpy Kid book without ever losing your place!



This bookmark
belongs to _____



Write Your Own Wimpy Kid Song



Greg's brother Rodrick thinks he is such a good musician that he starts his own band. But you can do much better than Löded Diper! Try writing your own song – either based on one of the stories in the Wimpy Kid books or about what you like about them in general. Or you could try writing from the point of view of Greg, singing about something that's happened to him on one of his adventures.

Use the space below to write a song with three verses or four lines each. It doesn't have to rhyme, but as you write, try to think of a tune that you could sing the words to. You could even try setting your words to music with a favourite instrument, or by getting someone to accompany you.

This song is called




My School Year Resolutions

As Greg Heffley learns in the Wimpy Kid books, starting a new school year can be hard. So before you begin your next year, try setting yourself some targets. It's a good way to keep focused on the important things you want to achieve, and will be fun to look back on. Set your targets for school and home using these ten prompts!

You could start a diary



Try out a new sport




Make your own comic strip musical instrument




Learn to sing



Learn to dance



Learn a



1 My number one goal for the next school year is

2 The subject that I want to improve in the most over the year is

3 The best ways I can think of to improve in this subject are

4 The grades I want to achieve by the end of the year are

5 The classmates I want to get to know better are

6 At home, the three things I will try to do better are

7 The hobbies or sports that I would like to get better at are

8 The number of books I will try to read over the year is

9 The thing I would most like to try for the first time is

10 My reward if I reach all of these targets is




Take the Wimpy Kid Quiz

When it comes to how the Wimpy Kid books, are you top of the class or a dunce? Find out with these ten questions. Answers are below – but no peeking!

1 What is the name of Greg's father?

- a) Fred b) Frank c) Finbar




2 Whose idea was it for Greg to start writing a diary (sorry, journal)?

- a) His Mum's b) His Dad's c) His teacher's

3 What is Manny's nickname for Greg?

- a) Gubby b) Bubby c) Flubby



4 What is the name of the vice-principal at Greg's school?


- a) Mr Joy b) Mr Coy c) Mr Roy

5 What is the type of money that Greg gets for doing jobs at home?

- a) Mom Bucks b) Dad Dollars c) Child cheques

6 What is the name of the comic strip that becomes a catchphrase?

- a) Ooh-ah Papa b) Ee-oh Zuma c) Zoo-wee Mama



7 What is the name of the school game involving a mouldy piece of food?

- a) Cheese Touch b) Bread Feel c) Banana Smell

8 What is the title of Greg's story about a monkey in *Rodrick Rules*?

- a) Rory Screws Up b) Richard Tidies Up c) Robert Jumps Up

9 In *The Last Straw*, what does Greg get from Uncle Frank for Christmas?

- a) A washing-up bowl b) A laundry hoop c) A dustpan and brush



10 What is the dog called who eats Greg's birthday cake in *Dog Days*?

- a) Miller b) Thriller c) Killer

11 What is the ice cream firm that Greg auditions for in *The Ugly Truth*?

- a) Peachy Breeze b) Fruity Wind c) Strawberry Gust?

12 Who has written all the Wimpy Kid books?

- a) Jack Kenny b) John Kempsey c) Jeff Kinney



My total score out of 12:

Rating: 0-3 Wimpy 4-6 Weak 7-9 Wonderful 10-12 Wizard



The Wimpy Kid Wordsearch



These 15 words or names are all connected with the Wimpy Kid books. How many of them can you find? Words can run from side to side, up and down or diagonally. Good luck!

Cheese Touch
Diary
Dog Days
Greg Heffley
Jeff Kinney

Loded Diper
Manny
Mom Bucks
Mrs Craig
Rodrick Rules

Rowley
The Last Straw
The Ugly Truth
Wimpy Kid
ZooweeMama

| | | | | | | | | | | | | | | |
|---|---|---|---|---|---|---|---|---|---|---|---|---|---|---|
| W | I | X | X | I | Y | N | S | D | R | Q | S | T | Z | M |
| L | P | U | R | I | M | K | I | E | Y | E | H | H | O | A |
| Y | N | C | S | E | C | K | P | M | L | T | M | E | O | N |
| L | B | I | X | U | Y | I | U | U | U | G | R | L | W | N |
| J | M | N | B | P | D | E | R | R | G | R | S | A | E | Y |
| H | C | M | M | D | J | K | T | G | I | E | C | S | E | T |
| J | O | I | E | F | C | Y | U | D | Q | R | R | T | M | W |
| M | W | D | S | I | L | T | U | G | R | X | A | S | A | I |
| R | O | M | R | G | R | O | W | L | E | Y | I | T | M | D |
| L | G | D | U | K | X | U | I | I | Z | K | G | R | A | O |
| J | O | E | V | S | N | I | L | S | H | H | C | A | D | G |
| R | H | J | E | F | F | K | I | N | N | E | Y | W | I | D |
| T | C | H | E | E | S | E | T | O | U | C | H | G | A | A |
| G | R | E | G | H | E | F | F | L | E | Y | M | I | R | Y |
| Y | T | T | J | T | I | P | G | W | O | C | M | K | Y | S |



My Wimpy File

Greg and his friends have some funny and embarrassing stories to tell in the Wimpy Kid books! Use this file to record your own, as well as some of the things you want to happen in the future. But you might like to keep it secret from your friends!


The most embarrassing thing that has ever happened to me at school is



The best practical joke I've ever played on anyone is



The silliest injury I've ever had is



The worst thing I've ever eaten is




The worst thing I've ever done that no-one has found out about is




My Wimpy File /continued

The most embarrassing thing my Mum or Dad have done is



The worst job I've ever had to do around the house is




The best and worst Christmas or Birthday presents I've ever received are



Best _____ Worst _____

In 15 years time I think I will be working as a




If I ever get stuck on a desert island the book, film and song I want with me are



Book _____ Film _____ Song _____

If I could have one superpower, it would be





Join the “Reading is Fun Club”

If you have already tried the Wimpy Kid books, you’ll already know that reading is terrific fun. But now here’s the chance to prove it – with the Wimpy Kid Reading is Fun Challenge!

Puffin Books and the Wimpy Kid Club invite you to take this special challenge to prove your commitment to the Wimpy cause. It’s a fun way to get to know the world of Greg Heffley even better, and to have lots of fun with your reading, writing and drawing along the way. Just follow these six easy steps to complete the Challenge and become the latest member of the Reading is Fun Club.

- 1 READ** any three Wimpy Kid books – or enjoy the whole series!
- 2 CHOOSE** your best bits from everything you have read – your favourite book, your funniest bit, the rudest bit and the most embarrassing bit.
- 3 WRITE** a diary entry about the funniest thing that’s ever happened to you at school.
- 4 DRAW** your own comic strip – either using the Wimpy Kid characters or devising some of your own.
- 5 PASS IT ON** by telling three of your friends why the Wimpy Kid books are so cool – or more if you like!
- 6 DOWNLOAD** your official Wimpy Kid certificate at www.wimpykidclub.co.uk.

That’s it – you are now a fully-fledged Wimpified member of the Reading is Fun Club!

Visit the Wimpy Kid Club website at www.wimpykidclub.co.uk to download a special activity sheet that helps you record your progress along these six steps. At the same site you’ll find a brilliant Wimpy Wars game, a fun guide to Greg Heffley’s neighbourhood, Wimpy Kid wallpapers, a downloadable fan pack and loads more. You can also stay in touch with Wimpy Kid news, including details of new books from Jeff Kinney. Membership is FREE and it only takes seconds to register.



Join the Wimpy Kid and Reading is Fun clubs at
www.wimpykidclub.co.uk

